

MC30FB (Florentine Bronze)
MC30PB (Polished Brass)
MC30SC (Satin Chrome)



DOORCHAIN

ADDED SECURITY

PROFESSIONAL
SERIES

INCREASED SECURITY

Suitable for timber



Suitable for
hinged doors



Easy
install



Instructions
included

10
YEAR
WARRANTY



DOORCHAIN

PROFESSIONAL SERIES

TOOLS REQUIRED

- 2.5mm drill bit
- Drill
- Pozi screwdriver
- Safety goggles

CONTENTS

- 1 x Slide plate
- 1 x Keeper plate
- 1 x Chain
- 6 x Screws

FEATURES

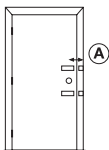
Provides increased security on timber doors

Fixing Instructions:

1 Select Fixing Position

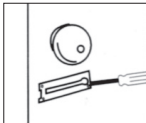
Select position for Doorchain above or below doorknob (within reach of children).

- A** Recommended marking distance between slide and keeper plate is 10mm (min) and 50mm (max).



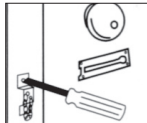
2 Fixing Slide Plate

Locate slide plate with chain entry hole furthest away from door edge. Mark and then drill four 2.5mm holes, screw slide plate in position.



3 Fixing Keeper Plate

Locate keeper plate on doorjamb at the same height as slide plate. Mark and drill two 2.5mm holes, screw keeper in position.



ASSA ABLOY New Zealand
6 Armstrong Road, Albany,
Auckland 0632, New Zealand

Quality, ISO 9001
Environmental, ISO 14001

For customer feedback:
nzsales@assaabloy.com



Yale The world's favourite lock
www.yalelock.co.nz

An ASSA ABLOY Group brand

ASSA ABLOY