

Floor Mount Door Holder

Model: EMH50-FM

LOCKWOOD

ASSA ABLOY



ASSA ABLOY, the global leader
in door opening solutions.

Installation Instructions

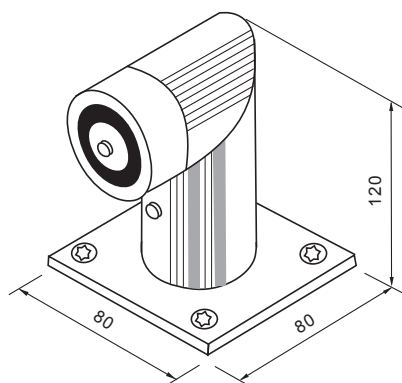
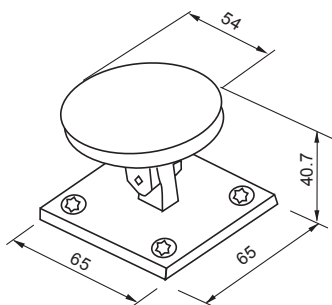
Features

- Dual Voltage Selectable (12VDC or 24 VDC)
- Emergency Release/Test button
- Floor Mount
- Low Current Consumption
- Reliable Fail-Safe Mechanism
- Durable and Silent Operation
- Designed to AS4178 Standard

Specifications

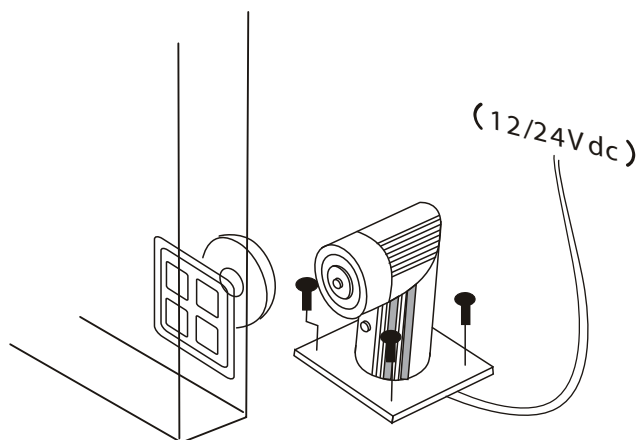
- Dimensions: 80L x 80W x 105H (mm)
- Voltage: 12/24VDC+10% (Selectable)
- Current Draw: 12V/140mA 24V/70mA
- Operating Temp: -10~+55°C
- Suitable Humidity: 0~95% (Relative humidity)
- Holding Force: 23kg
- Suitable for: Single and Double Fire Doors

Dimensions



Installation

- **IMPORTANT:** Do not adjust angle of Holder without fully removing Allen Bolt. Failure to do this will sever the codes internally.

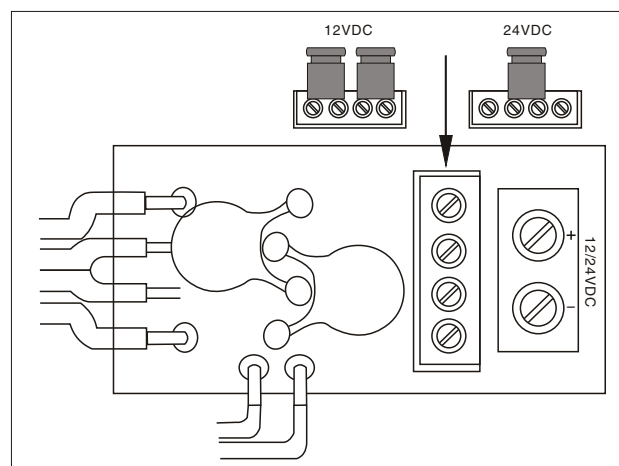


Installation

12/24V Adjustable

Notes

- The default setting is 24VDC
- To select 12 VDC see image below



Wiring Diagram