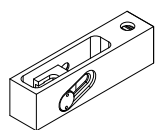


LOW HEADROOM UNIVERSAL KIT

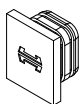
HENDERSON

FITTING INSTRUCTIONS

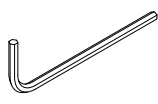
KIT CONTENTS



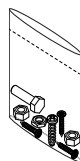
Low Headroom
Unit x2



Low Headroom
End Cap x2

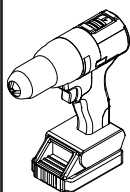


4mm



Screw Pack

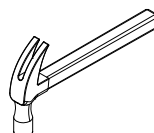
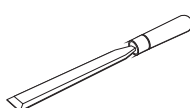
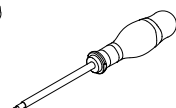
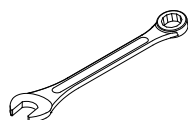
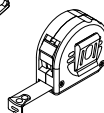
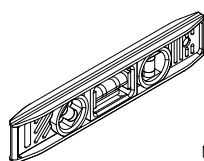
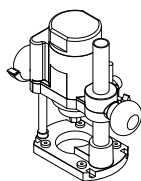
TOOLS REQUIRED



3mm



<26mm



KIT AND DOOR SPECIFICATION

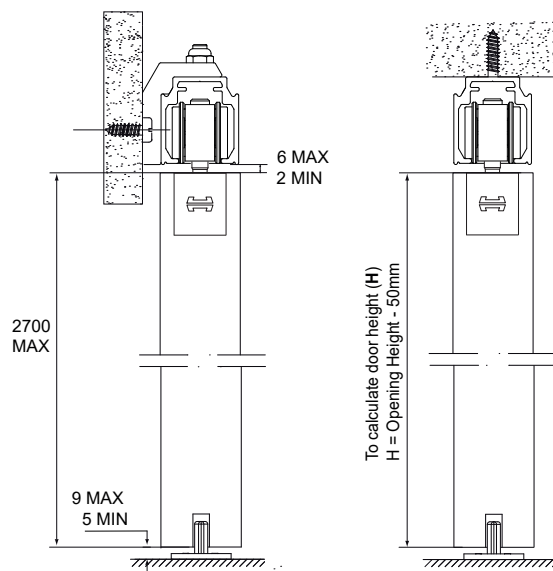
Kit Short Code

LHUK100



100kg

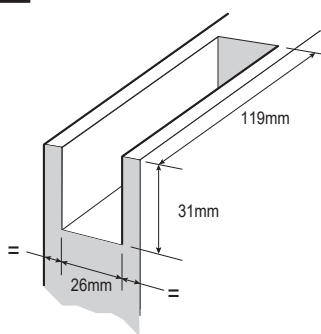
DOOR LAYOUT



FOLLOW BASE KIT INSTRUCTIONS FOR TRACK FITTING

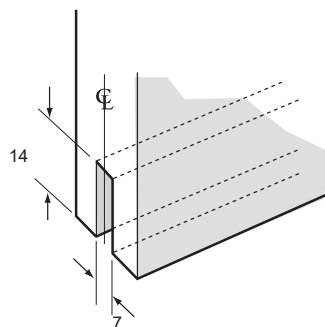
1

ROUTE TOP OF DOOR AT BOTH ENDS.



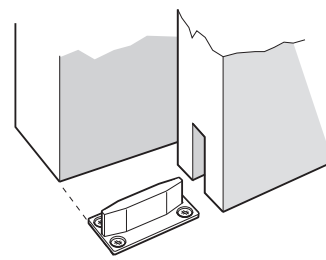
2

ROUTE BOTTOM OF DOOR.



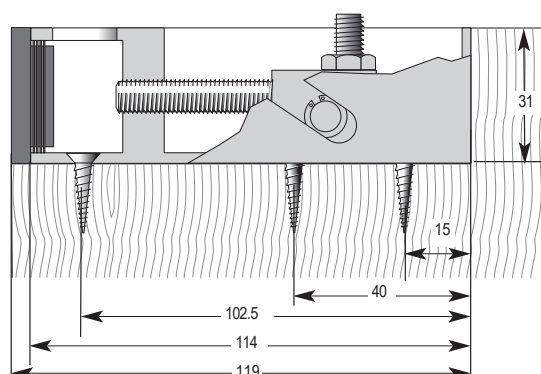
3

FIT DOOR GUIDE.



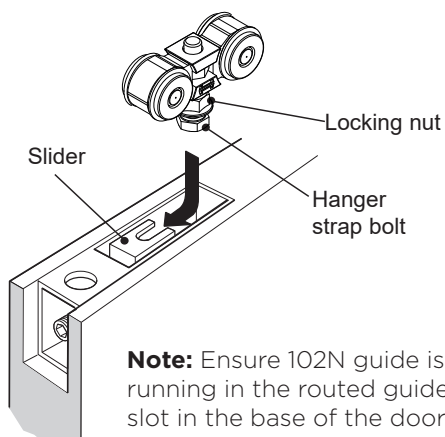
4

FIX BOTH CHANNEL BODIES INTO DOOR WITH SCREWS PROVIDED.



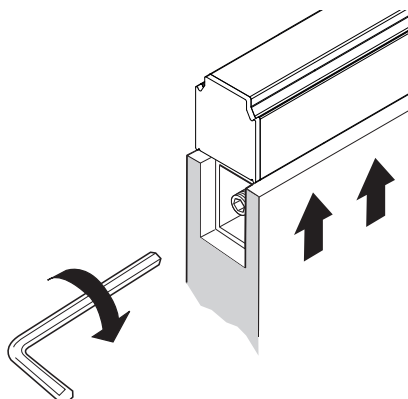
5

ENSURE SLIDER IS IN THE HIGHEST POSITION, LIFT DOOR INTO PLACE ONTO HANGER STRAP BOLTS. TIGHTEN LOCK NUTS DOWN.



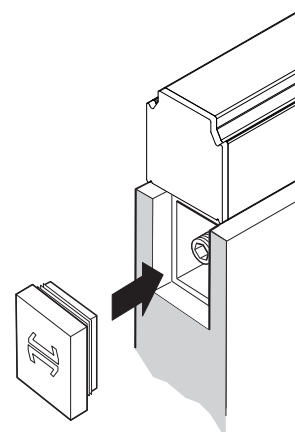
6

ADJUST DOOR HEIGHT TO REDUCE CLEARANCE BETWEEN TRACK AND DOOR.



7

FIT END CAPS.



P C HENDERSON LTD

Durham Road, Bowburn,
Co. Durham,
DH6 5NG

UK SALES

t: +44 (0) 191 377 7345
e: sales@pchenderson.com
w: www.pchenderson.com

IRELAND SALES

t: +353 (0)1 643 6816
e: sales@pchenderson.ie
w: www.pchenderson.ie

INTERNATIONAL SALES

t: +44 (0) 191 377 7346
e: international@pchenderson.com
w: export.pchenderson.com

370828

REV 01

Jul-22